





FLOW METERS AND PRESSURE GAUGES

DESBORDES

<i>Description</i>	<i>Dimensions</i>	<i>Model</i>	
PRESSADE instant pressure gauge for instant pressure measurement on all threads from 8 to 20mm. Graduated from 0 to 10 bar.		212 AD	
Pressure gauge with central needle Male end ¼" (8/13) Vertical. Brass Cap. 600kPa , 1000kPa , 1600kPa.	Diameter 60	212 bis	
Pressure Gauge Nipples for fittings 15mm to 50mm BSP. Accepts ¼" 212 bis pressure gauge.		487	
Flowmeter. Instant flow reading which enables to measure flow or domestic taps up to 25 lpm. Plastic Model.		777	

WATERWAYS

