











# TOILET & URINAL FLUSH VALVES

- MANUFACTURED TO STANDARDS NF-A-51105 , NF-A-53703  
NF-A-91101 , NF-A-41002

Description	Operating Criteria	Model	
Push button urinal flushing valve 15mm.  Not recommended for Siphonic action urinals .	Pressures: 30-700 kPa Flow rate 9 lpm adjustable Flow duration 6 sec ± 2 sec	12	
As above.	As above	10	
Push button urinal flushing valve 15mm.  Not recommended for Siphonic action urinals .	As above	12A	
As above.	As above	10A	
Duct mounted. With through-the-wall push rod.  <b>Please specify wall thickness.</b>	As above	12-TC	
Urinal flushing valve 20mm.  Suitable for Siphonic action urinals.	As above  Flow Rate 30 l/m (adjustable)	60	
Concealed urinal flushing valve 20mm. With chromed concealing plate 130mm Ø.  Suitable for Siphonic action urinals.	As above	60B	
32mm toilet flushing valve -Exposed. Fitted with anti-siphonic device.	Pressures: 150-500 kPa max 700 kPa	Eclair	
32mm toilet flushing valve -Concealed. With 130mm Ø concealing plate.  Fitted with anti-siphonic device.	As above	Eclair B	
32mm toilet flushing valve - Exposed.  Fitted with anti-siphonic device.	As above	Eyrem	

Duct-versions of Eyrem & Éclair available